

EXCLUSIVE CASHBACK OFFER

Unlock \$10,000 Cashback!
Plus a Fixed Price 7-Star
BASIX Offer*



**Including
Premium Upgrade Inclusions**

Select Elite Duplex Collection Offer | OCTOBER 2025



**Allcastle
Homes**

*For a limited time only.
Cashback offer and Fixed Price 7-Star
BASIX is per dwelling. Ts&Cs apply.

A Home You Love, Plus Cashback in Your Pocket!



OFFER ONE
\$10,000 Cashback Offer!*

OFFER TWO
35 Premium Upgrades

OFFER THREE
**Fixed Price 7-Star BASIX
Included^**



*With our exclusive Cashback Offer, we'll refund you **\$10,000** in cash payable when slab progress payment received.

^Allcastle Homes will nominate the most cost efficient method to comply which may include the inclusion of ceiling fans to bedroom and/or living areas, glazing upgrades, insulation upgrades to meet 7 star BASIX requirements. Design amendments and glazing reductions may be required to pass. If a different construction methodology is required additional costs may apply.

GREEN LIVING UPGRADES



1. SOLAR SYSTEM

2.2kw Solar panel electric system with single phase inverter. Supplied and installed.




2. ROOF CEILING INSULATION

Provide top storey trussed roof ceiling insulation R5.0 to help seal and insulate the home.



3. BASIX WATER TANK

Upgrade the BASIX water tank to a large colour co-ordinated to gutter colour Slimline 3000L water tank.



4. ROOF & WALL SARKING

Provide roof and wall sarking to the exterior wall frame to seal and insulate the home.



5. GAS HOT WATER SYSTEMS

Provide one 26 litres ph 6.5 star instant gas hot water systems from builder's range



6. DAIKIN AIR-CONDITIONING

Upgrade to a Daikin superior inverter fully ducted reverse-cycle air-conditioning system (home specific).




DESIGNER LIVING UPGRADES



7. GROUND FLOOR CEILING HEIGHT

Upgrade the ground floor ceiling height to a higher 2740mm (h) top storey 2440mm.



8. GROUND FLOOR DOOR HEIGHT

Upgrade ground floor internal flush painted door height to a high 2340mm (h).



9. ROBE DOOR HEIGHT

Upgrade ground floor robe flush painted door height to a high 2340mm (h).



10. BLACK DOOR HANDLES

Upgrade to a stylish black door handles to front door and all the interior doors from the builder's range.



11. DOWNLIGHTS

Provide 15 white round downlights from builder's range, fitted with warm white energy saving LED globes.



CLIPSAL
by Schneider Electric

12. LIGHT SWITCH

Upgrade all power points and switches in the home to Clipsal Iconic range

MODERN LIVING KITCHEN UPGRADES



13. OVEN

Westinghouse 90cm multi-function oven, stainless steel.
Model: WVE915SCA



14. GAS COOKTOP

Upgrade to Westinghouse 90cm 5 burner stainless steel gas cooktop.
Model: WHG955SB



15. DISHWASHER

Westinghouse 60cm freestanding dishwasher stainless steel front.
Model: WSF6604XC



16. MICROWAVE

Westinghouse 25L built-in microwave, stainless steel. Model: WMB2522SC



17. RANGEHOOD

Westinghouse 90cm slide out rangehood, stainless steel front. Model: WRR904SB



18. TAPWARE

Upgrade to a Mizu Soothe or Drift Basin Mixer Tap in Chrome colour only, from builder's range.



19. KITCHEN SINK

Upgrade to a modern top mounted square double bowl kitchen sink from builder's range.



20. TILE SPLASHBACK

Feature tile kitchen splashback with your choice of ceramic tiles with a \$60/sqm retail tile allowance.



21. BENCHTOPS

Upgrade the front edge strip and two front side edges of the island bench to 40mm Caesarstone® engineered quartz from the builder's range

Does not include waterfall edges & excludes rear side bench edge.



22. EXTERNAL DUCTING

Provide external ducting to rangehood to reduce humidity and steam in the cooking area.

 **caesarstone®**



MODERN LIVING BATHROOM UPGRADES



23. VANITY STONETOP TO MAIN BATHROOM & ENSUITE BATHROOM

Upgrade to 20mm Caesarstone® vanity top in wide range of colours to main bathroom and ensuite bathroom with porcelain basin from builder's range with overflow.

25. RECESSED SOAP NICHE TO MAIN BATHROOM & ENSUITE BATHROOM

Upgrade to tiled recessed soap niche to shower in ensuite and main bathroom, 300mm (h) x 600mm (w) with \$25/sqm allowance for décor tiles per soap niche.



24. PIVOT SEMI FLAMELESS SHOWER SCREEN TO MAIN BATHROOM & ENSUITE BATHROOM

Upgrade to a Pivot Semi Flameless Shower Screen in the ensuite and main bathroom, available in six colour choices from the builder's range: Chrome, Brushed Nickel, Matt Black, Silver, Gunmetal, and Brushed Gold.



26. LAUNDRY UNIT

Upgrade 1500mm long laundry unit with laminate top and stainless steel drop-in tub with overflow from builder's range.

27. LEVEL ENTRY TO BATHROOM

Level access into bathrooms (approximately) without floor wastes from hallway floor coverings.



28. TOILET SUITE TO MAIN BATHROOM & ENSUITE BATHROOM

Full ceramic close coupled toilet suite with soft close seat to main bathroom and ensuite (if applicable).

29. TRACK GRATE TO SHOWER AREAS

Provide decorative metal track grate to shower areas of all showers



ELEVATED LIVING UPGRADES



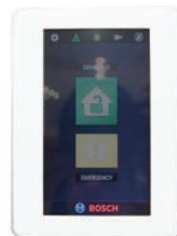
30. RECESSED ALFRESCO DOOR TRACK

Recess rear stacker/sliding door into concrete slab to improve egress.



31. TERMITE TREATED FRAME

Engineered termite treated framing is designed for protection against termites (certain parts not treated).



32. BOSCH ALARM SYSTEM

1 x Bosch 2000 Alarm Panel,
1 x Icon Push button codepad,
4 x PIR Sensors,
2 x 4 button remotes,
Controls alarm &
garage door open/close,
1 x Internal & External Siren
Supplied, fitted & installed.



ELEVATED LIVING UPGRADES



33. FLOORING UPGRADES

Upgrade all ground flooring to stunning hybrid, waterproof timber-look flooring, available in a wide range of colours for all ground floor areas, including the hallway, family room, living room, media room, study, downstairs bedroom, kitchen, and meals area (if applicable) with scotia. Stairs, upstairs living, hallway and upstairs bedrooms carpeted with modern range of colours, laid on superior 10mm foam underlay.



34. ELECTRONIC TOUCHPAD DEADBOLT

Upgrade from the standard deadbolt to digital touchpad deadbolt with convenient keyless entry



35. FRONT ENTRANCE DOOR

Upgrade to a stylish wide front entrance door in painted finish with clear glass from the builder's range. Models: (i) XIL1 or (ii) JST1, Size: 2340mm (h) x 1020mm (w).



(i) XIL1



(ii) JST1



*SPRING CASHBACK OFFER OCTOBER 2025 - SELECT ELITE DUPLEX COLLECTION

This offer is only available to all new customers who request and pay for a quote on any Select Elite Collection with Select Elite Inclusion Allcastle home and accept the quotation tender within seven (7) days of presentation and proceed to contract signing as per conditions. Offer only applicable to Paid Quotes from 10/10/2025 to 31/12/2025 to homes in the Select Elite Collection range with Select Elite Inclusions price as per 25/11/2024 pricelist, or subsequent pricelist. This offer cannot be used in conjunction with any other offer. The Promotion is only open to participants building in Allcastle Homes build zones within NSW. This offer is strictly limited to the items as detailed in the brochure and credits are not available for any items not used. House and Land packages are excluded from this offer. For duplex, pay per dwelling. *Allcastle Homes will nominate the most cost efficient method to comply which may include the inclusion of ceiling fans to bedroom and/or living areas. Design amendments and glazing reductions may be required to pass. If a different construction methodology is required additional costs may apply. This offer supersedes any previously published or advertised offers. Allcastle Homes has the right to substitute any items with similar products of equal value at any time and change or withdraw offers without notice. Allcastle Homes has the right to change, extend or terminate terms and conditions of promotional offers at their discretion. The prices, offer and inclusions subject to change. Design amendments may be required to achieve a pass BASIX. Our bonus colour studio voucher cannot be redeemed for cash and the remaining amount is not refundable. Note: Photos shown may depict items not included in the promotion and not supplied by Allcastle Homes. Please check with your sales consultant or refer to your tender document for details. Visit www.allcastlehomes.com.au/terms-and-conditions for full details of the offer. Allcastle Homes Pty Ltd | BL39371C

SELECT ELITE DUPLEX COLLECTION UPGRADES LIST

GREEN LIVING UPGRADES		
1	Solar System	2.2kw Solar panel electric system with single phase inverter. Supplied and installed
2	Roof Ceiling Insulation	Provide top storey trussed roof ceiling insulation to help seal and insulate the home. (R5.0 for ceiling & R2.0 for external walls)
3	Roof & Wall Sarking	Provide roof and wall sarking to the exterior wall frame to seal and insulate the home.
4	BASIX Water Tank	Upgrade the BASIX water tank to a large colour co-ordinated to gutter colour Slimline 3000L water tank.
5	Gas Hot Water System	Provide one 26 litres ph 6.5 star gas hot water systems from builder's range.
6	Daikin Air-Conditioning	Upgrade to a Daikin superior inverter fully ducted reverse-cycle air-conditioning system (home specific)
DESIGNER LIVING UPGRADES		
7	Ground Floor Ceiling Height	Upgrade the ground floor ceiling height to a higher 2740mm (h) top storey 2440mm.
8	Ground Floor Door Height	Upgrade ground floor internal flush painted door height to a high 2340mm (h).
9	Robe Door Height	Upgrade ground floor robe flush painted door height to a high 2340mm (h).
10	Black Door Handles	Upgrade to a stylish black door handles to front door and all the interior doors from the builder's range.
11	Downlights	Provide 15 white round downlights from builder's range, fitted with warm white energy saving LED globes.
12	Light Switch	Upgrade all power points and switches in the home to Clipsal Iconic range.
MODERN LIVING KITCHEN UPGRADES		
13	Oven	Upgrade to Westinghouse 90cm multi-function oven, stainless steel. Model: WVE9I5SCA
14	Gas Cooktop	Upgrade to Westinghouse 90cm 5 burner stainless steel gas cooktop. Model: WHG955SB
15	Dishwasher	Westinghouse 60cm freestanding dishwasher stainless steel front. Model: WSF6604XC
16	Microwave	Upgrade to Westinghouse microwave 25L built-in microwave, stainless steel. Model: WMB2522SC
17	Rangehood	Upgrade to Westinghouse 90cm slide out rangehood, stainless steel front. Model: WRR904SB
18	Tapware	Upgrade to a Mizu Soothe Basin Mixer Tap in Chrome colour only, from builder's range.
19	Kitchen Sink	Upgrade to a modern top mounted square double bowl kitchen sink from builder's range.
20	Tile Splashback	Feature tile kitchen splashback with your choice of ceramic tiles with a \$60/sqm retail tile allowance.
21	Benchtops	Upgrade the front edge strip and two front side edges of the island bench to 40mm Caesarstone® engineered quartz from the builder's range. Does not include waterfall edges & excludes rear side bench edge.
22	External Ducting	Provide external ducting to rangehood to reduce humidity and steam in the cooking area.
MODERN LIVING BATHROOM UPGRADES		
23	Vanity Stonetop to Main Bathroom & Ensuite Bathroom	Upgrade to 20mm Caesarstone® vanity top in wide range of colours to main bathroom and ensuite bathroom with porcelain basin from builder's range with overflow.
24	Pivot Shower Screen to Main Bathroom & Ensuite Bathroom	Upgrade to a Pivot Semi Flameless Shower Screen in the ensuite and main bathroom, available in six colour choices from the builder's range: Chrome, Brushed Nickel, Matt Black, Silver, Gunmetal, and Brushed Gold.
25	Recessed Soap Niches	Upgrade to tiled recessed soap niche to shower in ensuite and main bathroom, 300mm (h) x 600mm (w) with \$25/sqm allowance for décor tiles per soap niche.
26	Laundry Unit	Upgrade 1500mm long laundry unit with laminate top and stainless steel drop-in tub with overflow from builder's range.
27	Level Entry to Bathroom and Laundry	Level access into bathrooms (approximately) and laundry without floor wastes from hallway floor coverings.
28	Toilet Suite to Main Bathroom and Ensuite Bathroom	Full ceramic close coupled toilet suite with soft close seat to main bathroom & ensuite (if applicable)
29	Track Grate to Shower Area	Provide decorative metal track grate to shower areas of all showers.
ELEVATED LIVING UPGRADES		
30	Recessed Alfresco Door Track	Recess rear stacker/sliding door into concrete slab improve egress.
31	Termite Treated Frame	Engineered termite treated framing is designed for protection against termites (certain parts not treated).
32	Bosch Alarm System	1 x Bosch 2000 Alarm Panel, 1 x Icon Push button codepad, 4 x PIR Sensors, 2 x 4 button remotes, Controls alarm & garage door open/close, 1 x Internal Siren & 1 x External Siren. Supplied, fitted & installed.
33	Flooring Upgrades	Upgrade all ground flooring to stunning hybrid, waterproof timber-look flooring, available in a wide range of colours for all ground floor areas, including the hallway, family room, living room, media room, study, downstairs bedroom, kitchen, and meals area (if applicable) with scotia. Stairs, upstairs living, hallway and upstairs bedrooms carpeted with modern range of colours, laid on superior 10mm foam underlay.
34	Electronic Touchpad Deadbolt	Upgrade from the standard deadbolt to digital touchpad deabolt with convinient keyless entry
35	Front Entrance Door	Upgrade to a stylish wide front entrance door in painted finish with clear glass from the builder's range. Models: (i) XIL1 OR (ii) JST1. Size: 2340mm (h) x 1020mm (w)
35	CASHBACK*	*With our Exclusive Cashback Offer, we'll refund you \$10,000 per dwelling in cash payable when slab progress payment received.



Allcastle
Homes

EXCLUSIVE CASHBACK OFFER

OCTOBER 2025

Make it Home



1300 255 999
allcastlehomes.com.au



Allcastle Homes Pty Ltd | BL39371C