



Allcastle  
Homes

**FREE**  
DRIVEWAY\*

# Summer SALE

**FIXED PRICE 7 STAR BASIX INCLUDED\***

Select Elite Duplex Collection 24/25



*Summer Days, Forever Memories  
with Allcastle Homes*



\*\*For a limited time only.  
Ts&Cs apply.

# FREE DRIVEWAY\*



Special offer for a limited time only.

+

## 34 Premium Upgrades

+

## 7 STAR BASIX Included<sup>^</sup>

=

# MASSIVE SUMMER SAVINGS!

\*Provide concrete driveway on natural ground within property boundary (includes up to 18sqm for each unit, total 36sqm with standard concrete finish). Included square metres is based on 5.5metre setback to front of garage approximately 100mm thick concrete laid on surface of land within property boundary. If greater distance or different height or width is required or steps are required these will require additional square metres/cubic metres of concrete or grates at additional cost. If new or footpath crossings or laybacks or footpath restoration is required they will be at additional cost, owner to apply for approval and pay bonds.

<sup>^</sup>Allcastle Homes will nominate the most cost efficient method to comply which may include the inclusion of ceiling fans to bedroom and/or living areas. Design amendments and glazing reductions may be required to pass. If a different construction methodology is required additional costs may apply.

# TOTALLY FIXED PRICE 7 STAR BASIX INCLUDED<sup>^</sup>

Includes all required upgrades.

**Summer Days, Forever Memories** - Embrace the joy of summer and life's special moments in your new Allcastle home. For a limited time, enjoy Fixed Price 7 Star BASIX with luxury upgrades when you purchase from Allcastle's Select Elite Duplex Collection.



## NO EXTRA TO PAY

Includes glazing upgrade requirements.....No more to pay!  
Includes insulation upgrade requirements.....No more to pay!  
Includes ceiling fan upgrade requirements....No more to pay!  
to meet 7 Star BASIX requirements.

Design amendments may be required to achieve a pass BASIX.





# GREEN LIVING UPGRADES



## 1. CONCRETE DRIVEWAY\*

Provide 18sqm of concrete driveway to each garage (Total 36sqm for two garages) within property boundary.

\*Conditions apply.



## 2. SOLAR SYSTEM

2.2kw Solar panel electric system with single phase inverter. Supplied and installed.



## 3. ROOF CEILING INSULATION

Provide top storey trussed roof ceiling insulation R5.0 to help seal and insulate the home.



## 4. ROOF & WALL SARKING

Provide roof and wall sarking to the exterior wall frame to seal and insulate the home.



## 5. BASIX WATER TANK

Upgrade the BASIX water tank to a large colour co-ordinated to gutter colour Slimline 3000L water tank.



## 6. DAIKIN AIR-CONDITIONING

Upgrade to a Daikin superior inverter fully ducted reverse-cycle air-conditioning system (home specific).



## 7. GAS HOT WATER SYSTEMS


Provide one 26 litres ph 6.5 star instant gas hot water systems from builder's range

# DESIGNER LIVING UPGRADES



## 8. GROUND FLOOR CEILING HEIGHT

Upgrade the ground floor ceiling height to a higher 2740mm (h) top storey 2440mm.



## 9. GROUND FLOOR DOOR HEIGHT

Upgrade ground floor internal flush painted door height to a high 2340mm (h).



## 10. ROBE DOOR HEIGHT

Upgrade ground floor robe flush painted door height to a high 2340mm (h).



## 11. BLACK DOOR HANDLES

Upgrade to a stylish black door handles to front door and all the interior doors from the builder's range.



## 12. DOWNLIGHTS

Provide 15 white round downlights from builder's range, fitted with warm white energy saving LED globes.



**CLIPSAL**  
by Schneider Electric

## 13. LIGHT SWITCH

Upgrade all power points and switches in the home to Clipsal Iconic range




# MODERN LIVING KITCHEN UPGRADES



## 14. OVEN

Westinghouse 90cm multi-function oven, stainless steel.  
Model: WVE915SCA



## 15. GAS COOKTOP

Upgrade to Westinghouse 90cm 5 burner stainless steel gas cooktop.  
Model: WHG955SB



## 16. DISHWASHER

Westinghouse 60cm freestanding dishwasher stainless steel front.  
Model: WSF6604XA



## 17. MICROWAVE

Westinghouse 25L built-in microwave, stainless steel. Model: WMB2522SC



## 18. RANGEHOOD

Westinghouse 90cm slide out rangehood, stainless steel front. Model: WRR904SB



#### 19. TAPWARE

Upgrade to a gooseneck Mizu Drift sink mixer tap in chrome, from builder's range.



#### 20. KITCHEN SINK

Upgrade to a modern top mounted square double bowl kitchen sink from builder's range.

#### 21. TILE SPLASHBACK

Feature tile kitchen splashback with your choice of ceramic tiles with a \$60/sqm retail tile allowance.




#### 22. BENCHTOPS

Upgrade the front edge strip and two front side edges of the island bench to 40mm Caesarstone® engineered quartz from the builder's range

Does not include waterfall edges & excludes rear side bench edge.

 **caesarstone®**



#### 23. EXTERNAL DUCTING

Provide external ducting to rangehood to reduce humidity and steam in the cooking area.





# MODERN LIVING BATHROOM UPGRADES



## 24. VANITY STONETOP TO MAIN BATHROOM & ENSUITE BATHROOM

Upgrade to 20mm Caesarstone® vanity top in wide range of colours to main bathroom and ensuite bathroom with porcelain basin from builder's range with overflow.

## 25. RECESSED SOAP NICHE TO ENSUITE AND MAIN BATHROOM

Upgrade to tiled recessed soap niche to shower in ensuite and main bathroom, 300mm (h) x 600mm (w) with \$25/sqm allowance for décor tiles per soap niche.



## 26. LAUNDRY UNIT

Upgrade 1500mm long laundry unit with laminate top and stainless steel drop-in tub with overflow from builder's range.



## 28. TOILET SUITE TO MAIN BATHROOM & ENSUITE BATHROOM

Full ceramic close coupled toilet suite with soft close seat to main bathroom and ensuite (if applicable).

## 27. LEVEL ENTRY TO BATHROOM

Level access into bathrooms (approximately) without floor wastes from hallway floor coverings.

## 29. TRACK GRATE TO SHOWER AREAS

Provide decorative metal track grate to shower areas of all showers





# ELEVATED LIVING UPGRADES



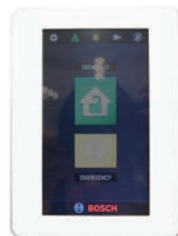
## 30. RECESSED ALFRESCO DOOR TRACK

Recess rear stacker/sliding door into concrete slab to improve egress.




## 31. TERMITE TREATED FRAME

Engineered termite treated framing is designed for protection against termites (certain parts not treated).



## 32. BOSCH ALARM SYSTEM

1 x Bosch 2000 Alarm Panel,  
1 x Icon Push button codepad,  
4 x PIR Sensors,  
2 x 4 button remotes,  
Controls alarm &  
garage door open/close,  
1 x Internal & External Siren  
Supplied, fitted & installed.



# DESIGNER LIVING UPGRADES



## 33. FLOORING UPGRADES

Upgrade all ground flooring to stunning hybrid, waterproof timber-look flooring, available in a wide range of colours for all ground floor areas, including the hallway, family room, living room, media room, study, downstairs bedroom, kitchen, and meals area (if applicable) with scotia. Stairs, upstairs living, hallway and upstairs bedrooms carpeted with modern range of colours, laid on superior 10mm foam underlay.



## 34. ELECTRONIC TOUCHPAD DEADBOLT

Upgrade from the standard deadbolt to digital touchpad deadbolt with convenient keyless entry



## 35. FRONT ENTRANCE DOOR

Upgrade to a stylish wide front entrance door in painted finish with clear glass from the builder's range. Models: (i) XIL1 or (ii) JST1, Size: 2340mm (h) x 1020mm (w).



(i) XIL1



(ii) JST1



**HUME DOORS & TIMBER**  
100% Australian Owned

**LANE**  
SECURITY - STYLE - FUNCTION

## \*SUMMER SALE - SELECT ELITE DUPLEX COLLECTION OFFER 2024/2025

This offer is only available to all new customers who request and pay for a quote on any Select Elite Collection with Select Elite Inclusion Allcastle home and accept the quotation tender within seven (7) days of presentation and proceed to contract signing as per conditions. Offer only applicable to Paid Quotes from 02/12/2024 to 31/01/2025 to homes in the Select Elite Collection range with Select Elite Inclusions price as per 10/06/2024 pricelist, or subsequent pricelist. This offer cannot be used in conjunction with any other offer. The Promotion is only open to participants building in Allcastle Homes build zones within NSW. This offer is strictly limited to the items as detailed in the brochure and credits are not available for any items not used. House and Land packages are excluded from this offer. For duplex, pay per dwelling. Provide concrete driveway on natural ground within property boundary (includes up to 18sqm for each unit, total 36sqm with standard concrete finish). Included square metres is based on 5.5metre setback to front of garage approximately 100mm thick concrete laid on surface of land within property boundary. If greater distance or different height or width is required or steps are required these will require additional square metres/cubic metres of concrete or grates at additional cost. If new or footpath crossings or laybacks or footpath restoration is required they will be at additional cost, owner to apply for approval and pay bonds. \*Allcastle Homes will nominate the most cost efficient method to comply which may include the inclusion of ceiling fans to bedroom and/or living areas. Design amendments and glazing reductions may be required to pass. If a different construction methodology is required additional costs may apply. This offer supersedes any previously published or advertised offers. Allcastle Homes has the right to substitute any items with similar products of equal value at any time and change or withdraw offers without notice. Allcastle Homes has the right to change, extend or terminate terms and conditions of promotional offers at their discretion. The prices, offer and inclusions subject to change. Design amendments may be required to achieve a pass BASIX. Note: Photos shown may depict items not included in the promotion and not supplied by Allcastle Homes. Please check with your sales consultant or refer to your tender document for details. Visit [www.allcastlehomes.com.au/terms-and-conditions](http://www.allcastlehomes.com.au/terms-and-conditions) for full details of the offer. Allcastle Homes Pty Ltd | BL39371C

## SELECT ELITE DUPLEX COLLECTION UPGRADES LIST

### FREE CONCRETE DRIVEWAY & GREEN LIVING UPGRADES

1	Concrete Driveway	Provide concrete driveway on natural ground within property boundary (includes up to 18sqm for each unit, total 36sqm with standard concrete finish). Included square metres is based on 5.5metre setback to front of garage approximately 100mm thick concrete laid on surface of land within property boundary. If greater distance or different height or width is required or steps are required these will require additional square metres/cubic metres of concrete or grates at additional cost. If new or footpath crossings or laybacks or footpath restoration is required they will be at additional cost, owner to apply for approval and pay bonds.
2	Solar System	2.2kw Solar panel electric system with single phase inverter. Supplied and installed
3	Roof Ceiling Insulation	Provide top storey trussed roof ceiling insulation to help seal and insulate the home. (R5.0 for ceiling & R2.0 for external walls)
4	Roof & Wall Sarking	Provide roof and wall sarking to the exterior wall frame to seal and insulate the home.
5	BASIX Water Tank	Upgrade the BASIX water tank to a large colour co-ordinated to gutter colour Slimline 3000L water tank.
6	Daikin Air-Conditioning	Upgrade to a Daikin superior inverter fully ducted reverse-cycle air-conditioning system (home specific)
7	Gas Hot Water System	Provide one 26 litres ph 6.5 star gas hot water systems from builder's range.

### DESIGNER LIVING UPGRADES

8	Ground Floor Ceiling Height	Upgrade the ground floor ceiling height to a higher 2600mm (h) top storey 2440mm.
9	Ground Floor Door Height	Upgrade ground floor internal flush painted door height to a high 2340mm (h).
10	Robe Door Height	Upgrade ground floor robe flush painted door height to a high 2340mm (h).
11	Black Door Handles	Upgrade to a stylish black door handles to front door and all the interior doors from the builder's range.
12	Downlights	Provide 15 white round downlights from builder's range, fitted with warm white energy saving LED globes.
13	Light Switch	Upgrade all power points and switches in the home to Clipsal Iconic range.

### MODERN LIVING KITCHEN UPGRADES

14	Oven	Upgrade to Westinghouse 90cm multi-function oven, stainless steel. Model: WVE915SCA
15	Gas Cooktop	Upgrade to Westinghouse 90cm 5 burner stainless steel gas cooktop. Model: WHG955SB
16	Dishwasher	Upgrade to Westinghouse 60cm freestanding dishwasher stainless steel front. Model: WSF6604XA
17	Microwave	Upgrade to Westinghouse microwave 25L built-in microwave, stainless steel. Model: WMB2522SC
18	Rangehood	Upgrade to Westinghouse 90cm slide out rangehood, stainless steel front. Model: WRR904SB
19	Tapware	Upgrade to a gooseneck Mizu Drift sink mixer tap in chrome, from builder's range.
20	Kitchen Sink	Upgrade to a modern top mounted square double bowl kitchen sink from builder's range.
21	Tile Splashback	Feature tile kitchen splashback with your choice of ceramic tiles with a \$60/sqm retail tile allowance.
22	Benchtops	Upgrade the front edge strip and two front side edges of the island bench to 40mm Caesarstone® engineered quartz from the builder's range. Does not include waterfall edges & excludes rear side bench edge.
23	External Ducting	Provide external ducting to rangehood to reduce humidity and steam in the cooking area.

### MODERN LIVING BATHROOM UPGRADES

24	Vanity Stonetop to Main Bathroom & Ensuite Bathroom	Upgrade to 20mm Caesarstone® vanity top in wide range of colours to main bathroom and ensuite bathroom with porcelain basin from builder's range with overflow.
25	Recessed Soap Niches	Upgrade to tiled recessed soap niche to shower in ensuite and main bathroom, 300mm (h) x 600mm (w) with \$25/sqm allowance for décor tiles per soap niche.
26	Laundry Unit	Upgrade 1500mm long laundry unit with laminate top and stainless steel drop-in tub with overflow from builder's range.
27	Level Entry to Bathroom and Laundry	Level access into bathrooms (approximately) and laundry without floor wastes from hallway floor coverings.
28	Toilet Suite to Main Bathroom and Ensuite Bathroom	Full ceramic close coupled toilet suite with soft close seat to main bathroom & ensuite (if applicable)
29	Track Grate to Shower Area	Provide decorative metal track grate to shower areas of all showers.

### ELEVATED LIVING UPGRADES

30	Recessed Alfresco Door Track	Recess rear stacker/sliding door into concrete slab improve egress.
31	Termite Treated Frame	Engineered termite treated framing is designed for protection against termites (certain parts not treated).
32	Bosch Alarm System	1 x Bosch 2000 Alarm Panel, 1 x Icon Push button codepad, 4 x PIR Sensors, 2 x 4 button remotes, Controls alarm & garage door open/close, 1 x Internal Siren & 1 x External Siren. Supplied, fitted & installed.
33	Flooring Upgrades	Upgrade all ground flooring to stunning hybrid, waterproof timber-look flooring, available in a wide range of colours for all ground floor areas, including the hallway, family room, living room, media room, study, downstairs bedroom, kitchen, and meals area (if applicable) with scotia. Stairs, upstairs living, hallway and upstairs bedrooms carpeted with modern range of colours, laid on superior 10mm foam underlay.
34	Electronic Touchpad Deadbolt	Upgrade from the standard deadbolt to digital touchpad deabolt with convinient keyless entry
35	Front Entrance Door	Upgrade to a stylish wide front entrance door in painted finish with clear glass from the builder's range. Models: (i) XIL1 OR (ii) JST1. Size: 2340mm (h) x 1020mm (w)





Allcastle  
Homes

# Summer SALE

**FIXED PRICE 7 STAR BASIX INCLUDED\***

Select Elite Duplex Collection 24/25

*Make it Home*



**1300 255 999**  
**allcastlehomes.com.au**



Allcastle Homes Pty Ltd | BL39371C